

P 480 *Jumbo
Class*

PALFINGER

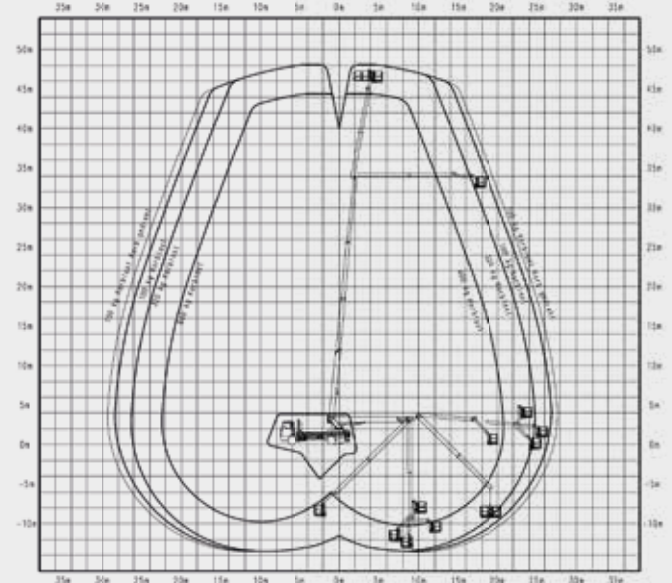
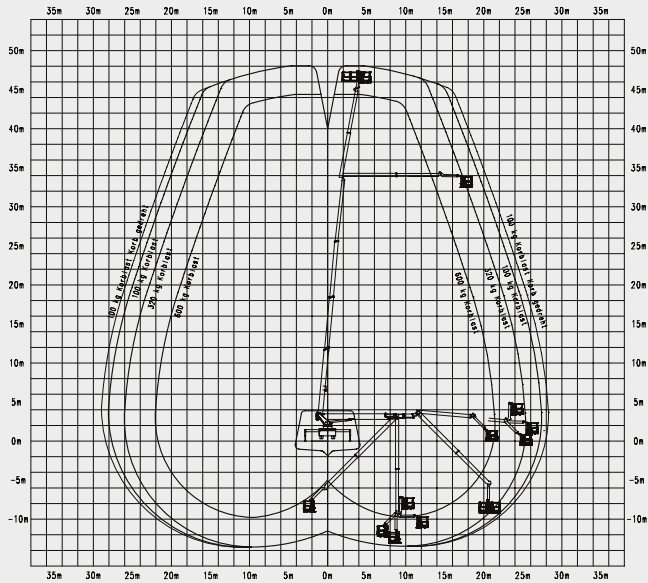
LIFETIME EXCELLENCE

THE NEW LEVEL OF PRECISION

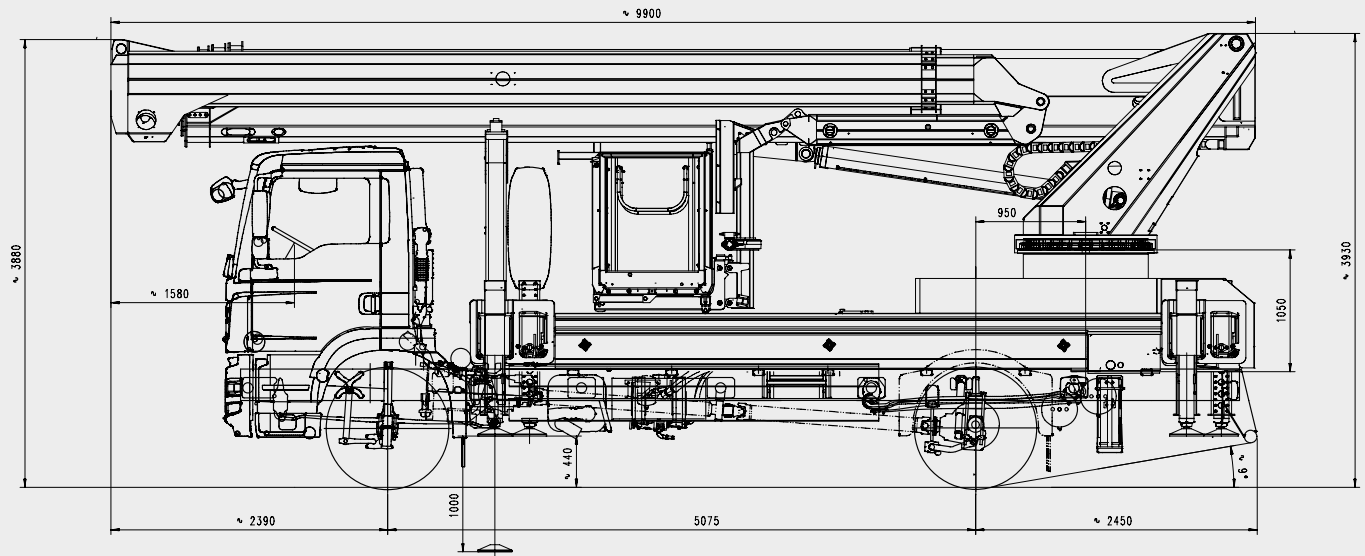


P 480 Jumbo Class

WORKING DIAGRAMS



DIMENSIONS





- Larger working range thanks to 240° X-jib
- 2 × 200° basket rotation ensures perfect positioning
- Safety plates traverse with the stabilisers
- Extended length of upper boom exceeds 17 m
- Spacesaver – integrated stowage boxes for optimum deployment equipment
- 1,000 mm jack lift
- Powerlift system mounting is part of the workman basket
- Efficient PALFINGER reach optimisation system
- Fully variable stabiliser system

TECHNICAL SPECIFICATIONS

Max. working height	48 m
Max. cage bottom height	46 m
Max. outreach to the side	28 m
Max. outreach to the back	31.5 m
Angle of main boom	540°
Rotation angle of cage	2 x 200°
Rotation angle of cage boom	240°
Max. cage load	600 kg
Size of cage	3.88 x 1.05 x 1.1 m
Max. inclination of platform	2°
Height in transportposition	3.93 m
Width in transportposition	2.5 m
Overall length	9.9 m
Wheelbase	5.075 m
Total weight	17600 kg

STANDARD EQUIPMENT

Reversing camera
Home function
Automated positioning system
Telescopic basket
Taillifts
Safety plates
230 V CEE current supply with CEE socket in the workman basket
24 V DC socket in the workman basket

LIFETIME EXCELLENCE

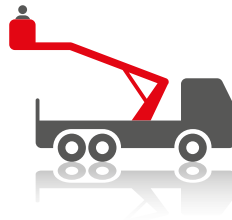
THE RESULT IS **PALFINGER ACCESS PLATFORMS** FEATURING THE MOST STATE-OF-THE-ART HEIGHT TECHNOLOGY THAT ACHIEVE ABSOLUTE PEAK PERFORMANCES, EVEN WHEN CONFRONTED WITH THE MOST DIFFICULT OF JOBS IN PRACTICE. **DEVELOPED FOR THE GLOBAL MARKET, DESIGNED FOR THE FUTURE.**

BETTER
SOLUTIONS

BETTER
EFFICIENCY

BETTER
ERGONOMICS

HIGHER VALUE
RETENTION



HIGHER
AVAILABILITY

HIGHER
SERVICEABILITY

BETTER
ECOLOGY

MORE
RELIABILITY

For further information please visit: www.palfinger.com/thebrand