



YANMAR

MINI-EXCAVATOR



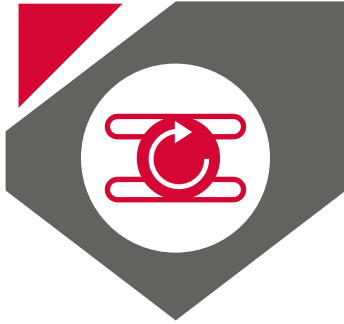
Equipment Ltd

01789 414525 | sales@aandygroup.com | www.aandygroup.com

ViO25-4

2740/2970 kg





> COMPACTNESS

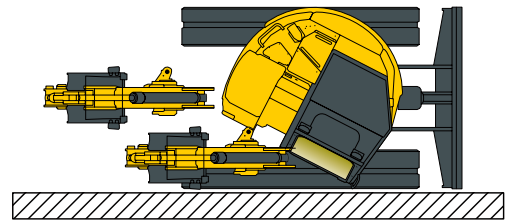
ViO25-4

The Global ViO25-4 is a true Zero Tail Swing machine: neither the counterweight nor the front part of the upper frame exceed the width of the crawlers.



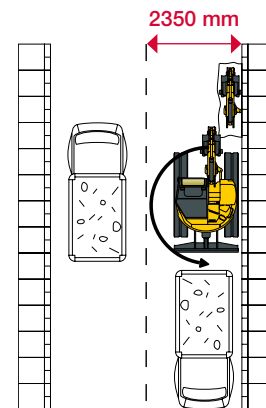
Design principles

- > No counterweight overhang the rear.
- > Front swing radius with boom swing: 1625 mm.
- > Rear swing radius: 725 mm.
- > Width of the machine reduced to 1450 mm.



Advantages for the user

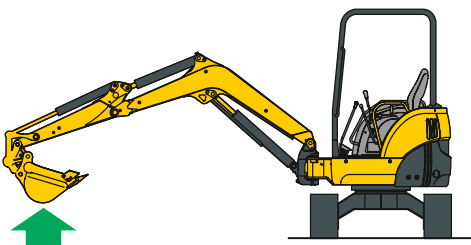
- > Possibility to work in narrow areas, where a conventional machine is not able to work.
- > Possibility to work along a wall.
- > No dead angle in the upper structure: maximum all-round visibility.
- > Safety and productivity for the operator.
- > Easier transport thanks to reduced width.
- > Operations are perfectly adapted to urban areas: the machine does not obstruct all lanes of traffic.



Excellent weight distribution

The use of a large counterweight, asymmetric crawlers (VICTAS® system) and high tensile equipment allows:

- > Equalled stability, even higher than that of a conventional machine of the same weight.
- > Increased lifting capacity.



Asymmetric crawlers (patented VICTAS® System)

- > Increased foot print without the increase of machine width.
- > Higher sideward stability and higher lift capacity.
- > Noise and vibration free travel.
- > Less ground damage.



> HIGH PERFORMANCE

ViO25-4



Combining long experience and unrivalled expertise, YANMAR's technology ensures environmental performance and high efficiency.



A new-generation Yanmar "TNV" (Totally New Value) engine

Improvement and modernisation of TNE serie, which is already well-known for its "clean and quiet" profile:

- > Reduced emissions for an even cleaner engine.
- > Noise reduction for an even quieter engine.
- > Improved starting (warms up faster).

The engine 3TNV76-NBVA meets Stage II emissions regulations of the European Commission (EC) and Tier 4 emissions regulations of the American Environment Protection Agency (EPA).

Higher productivity for the operator

- > Separated pedals for 3rd circuit and boom swing + forward and backward travelling possible with feet: possibility to combine various working movements and travelling.
- > Single-action auxiliary circuit with pedal to add accessories (for example: hydraulic rock breaker, auger...).
- > Second speed.
- > Dual-action auxiliary circuit with the right joystick allowing a higher precision (for example: swivelling ditch cleaning bucket).

Hydraulic circuit Load-Sensing - Variable flow piston pump

- > Precise working movements.
- > Simultaneous operations.
- > Safety and productivity, particularly for operations requiring accuracy: grading.
- > Stop valve of bucket cylinder.
- > 3rd hydraulic circuit to arm end.



Single-action auxiliary circuit with pedal

Second speed





> COMFORT & SAFETY

Vi025-4

All-round comfort and convenience. The many easy to use features include a comfortable seat with retractable seat belt, sensitive lever controls and uncomplicated lever arrangement.

Spacious and ergonomic pilot system

- > Perfect position of joysticks, armrests and travel levers.
- > Luxurious adjustable operators seat with headrest (forward and aft adjustment, backrest inclination adjustment, and weight adjustment).
- > Canopy and cabin fully compliant to safety norms: ROPS (Roll Over Protective Structure), FOPS 1 (Falling Object Protective Structure) and TOPS (Tip-Over Protective Structure).
- > Large safety lever on access to operating position: locks working movements and travel (in raised position).
- > Battery isolator in standard.
- > Dual or single-action auxiliary circuit to add various accessories (swivelling ditch cleaning buckets...).



> Safety lever.



> Battery isolator.



Cabin version

- > Windscreen in 2 parts, stored overhead. Sliding side windows.
- > Wide access to the operating position.
- > Defroster, heater, ventilation, inside lighting, windscreen washer.



> Integrated working lamp.

Other Equipment



Storage space




Fixing points on track frame and blade to facilitate transportation on trailers



Travelling pedals



Evacuation hammer



Large hand grips

> RELIABILITY & ACCESSIBILITY

ViO25-4



Simple maintenance structure for fast and easy access wherever it's needed.



> Cylinder protection on boom.



> The blade hydraulic cylinder is covered by a protective shield.

Easy access to maintenance points

- > Large rear bonnet allowing access to all engine components and hydraulic pumps.
- > Daily check points gathered under the front bonnet (top up oil, water, diesel).
- > Quick access to test points of all hydraulic circuits from the pilot system.



Strong protective devices

- > Flexible hoses protected by external covers.
- > Careful routing of hydraulic pipes and hoses in and on the boom.





➤ TECHNICAL SPECIFICATIONS

Vi025-4

Engine

Yanmar Diesel 3 cylinders	3TNV76-NBVA
Rated Output (DIN 6270B).....	15.2 kw/20.7 HP/2500 rpm
Displacement	1115 cm ³
Max. torque.....	68.6 N.m./1800 rpm

Load-Sensing hydraulic circuit

System capacity	39 l
Hydraulic tank capacity	26 l
Max. pressure.....	210 bar
Variable flow piston pump.....	75 l/mn
Straight travelling	
Direct return to hydraulic tank.....	
Accumulator	

Performances

Travelling speed*	2.6/3.8 km/h
Swing speed	9.9 rpm
Digging force (arm/bucket)	1500/2500 kgf
Boom swing (L/R)	47°/75°
Ground pressure*	0.31/0.30 kg/cm ²
Grade ability	30°
Shoe width	260 mm
Ground clearance.....	320 mm
Blade (width x height)	1450 x 280 mm

* Cabin/Canopy

Miscellaneous

Fuel tank	28.5 l
Cooling system.....	2.9 l
Transport dimensions (L x w x h).....	4100 x 1450 x 2530 mm
Noise Level LwA (2000/14/EC & 2005/88/EC).....	93/93 dBA*

* Cabin/Canopy

Optional equipment	<ul style="list-style-type: none"> > Special paint > Long arm (+250 mm) > Safety device for loading on cylinders + overloading warning device > Anti-theft device (with key / with keyboard) > GPS Tracking > Quick coupler on the 3rd circuit > Bio oil > 2 LED working lights on the front of the cabin 	<ul style="list-style-type: none"> > 1 LED working light on the back of the cabin + 1 LED beacon light fixed on cabin > Beacon light with magnetic base > Radio with USB key > Skaï seat (only for cabin) > Central Greasing > Mechanical quick hitch > Standard, ditch cleaning and swivelling buckets > Hydraulic breaker
---------------------------	--	---

PTO	Theoretical data at 2500 rpm	
	Pressure	Oil flow
	0 ~ 190 bar	51 ~ 20.5 l/mn
	0 ~ 190 bar	51 ~ 20.5 l/mn

> The output reduces as the pressure increases.



TECHNICAL SPECIFICATIONS

ViO25-4

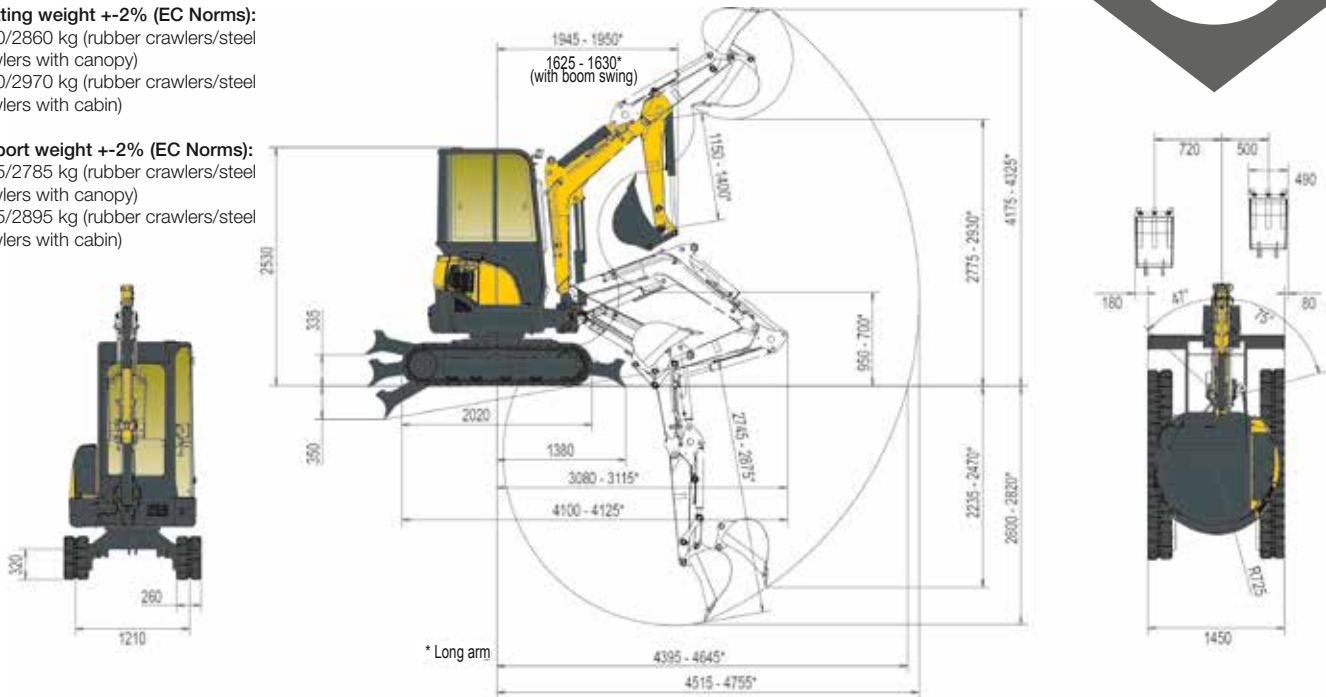


Operating weight +-2% (EC Norms):

- > 2740/2860 kg (rubber crawlers/steel crawlers with canopy)
- > 2850/2970 kg (rubber crawlers/steel crawlers with cabin)

Transport weight +-2% (EC Norms):

- > 2665/2785 kg (rubber crawlers/steel crawlers with canopy)
- > 2775/2895 kg (rubber crawlers/steel crawlers with cabin)



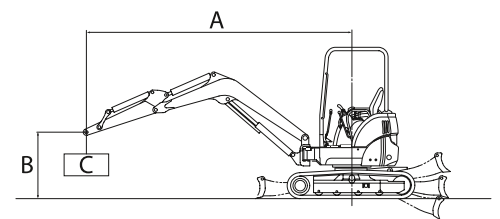
Subject to any technical modifications. Dimensions given in mm with standard Yanmar bucket.

Blade on ground

A	Maxi		3.0 m		2.5 m		2.0 m		
B									
3.0	395	*520	-	-	-	-	-	-	
2.5	320	*510	*450	*450	-	-	-	-	
2.0	275	*490	*510	*510	-	-	-	-	
1.0	250	*510	385	*655	530	*820	730	*1160	C
0	250	*525	380	*725	490	*920	680	*1310	
-1.0	340	*525	370	*620	490	*840	700	*1135	
-1.5	*480	*480	-	-	*600	*600	*830	*830	

Machine with cabin, rubber crawlers, bucket of 78 kg (400 mm).

- A: Overhang from rotational axis (m).
- B: Height of hooking point (m).
- C: Safe working load (kg).
(- 4 % with canopy).



Blade above ground

A	Maxi		3.0 m		2.5 m		2.0 m		
B									
3.0	395	*490	-	-	-	-	-	-	
2.5	320	395	*450	*450	-	-	-	-	
2.0	275	335	*510	*510	-	-	-	-	
1.0	250	305	385	470	530	635	730	910	C
0	250	310	380	455	490	605	680	845	
-1.0	340	395	370	450	490	605	700	890	
-1.5	*480	*480	-	-	*600	*600	*830	*830	



Tipping load, rating over front



Tipping load, rating over side 90°

The data contained in these tables represent the lifting capacity in accordance with ISO standard 10567. They correspond to 75 % of the maximum static tipping load or 87 % of the hydraulic lifting power. Data marked * are the hydraulic limits of the lifting power.



YANMAR



Printed in France – Materials and specifications are subject to change from the manufacturer without notice. Please contact your local Yanmar Construction Equipment Europe dealer for further information.

A&Y Equipment Ltd

01789 414525 | sales@aandygroup.com | www.aandygroup.com