


Oasis Specification sheet



The WelGen 750 has built-in levelling legs. When positioned on site they can be adjusted to allow for a 500mm difference in ground level.



Entry to the unit is via new easy to use engineered doors. These doors are very strong but easy to operate. Each door is keyed separately to allow the client to decide on access to each area. This proves useful with a unit offering toilet, canteen, and office areas as it makes it possible to restrict access to certain sections.

The **WelGen 750** is a new addition to the **Oasis** range of instant start welfare units, and combines canteen, office, drying area, toilet and urinal in one unit. This generator based unit operates using single fuel, dual energy technology.

What's new in the WelGen 750

Advanté have put client needs at the forefront of their design strategy and delivered a new model beyond expectations. The **WelGen 750** provides unique solutions to those unspoken problems – toilets, usable space, separate areas, strong external design, levelling legs, silent 24/7 drying and much more.

The unit has built-in back-up, a unique feature to all **Advanté** stand-alone units, plus operation telemetry.

All this *Plus Advanté's* proven customer service record. It all adds up to peace of mind for our clients.

Advanté cares about its customers. Our success is based on fulfilling their needs – and then going one step further.

All the facilities offered within this unit are in line with H.S.E. Requirements.

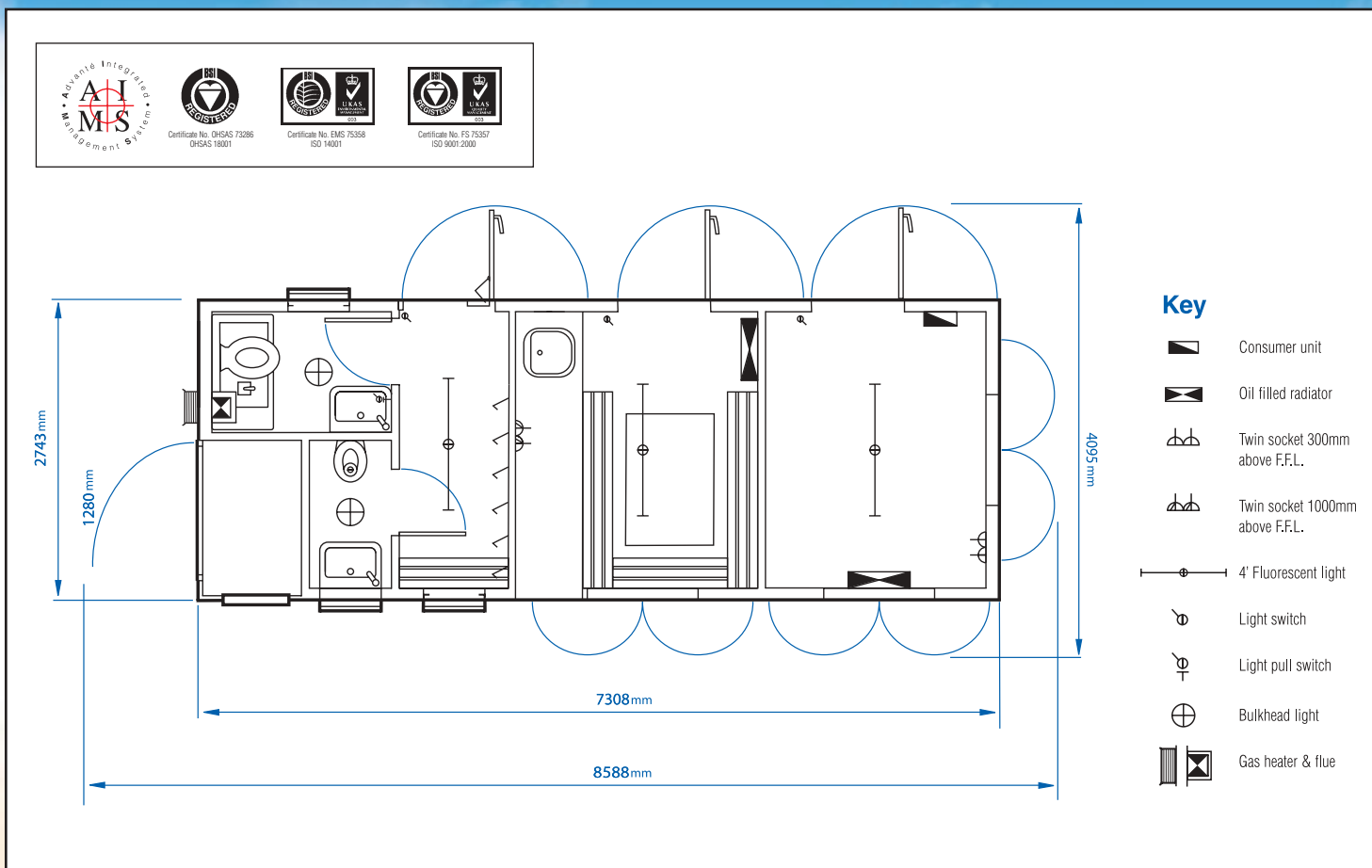
Benefits of the WelGen 750

- Single fuel dual energy technology, making it the most energy efficient generator based unit available.
- Patented silent running 24/7 drying area heating system not requiring the generator which delivers high output when it's needed, saving generator surcharges and fuel.
- Best value for money unit, based on specification and floor area.
- Versatile use of unit, with choice of office, meeting room or additional canteen area.
- Small system footprint means more usable area for client.
- The unit is fitted with a time and money saving 'telemetry system' which transmits information to Advanté.
- The unit has a clean external appearance, with all projections removed, improving the overall look of the unit and reducing the chance of damage.
- The unit contains two separate water supplies. It is delivered with drinking water and also has an on-board pressurised water system capable of delivering high volumes of hot or cold water.

NEW to the range!

Oasis WelGen 750

Oasis Specification sheet



Unit specification

- Unit size:**
7.308 mtrs x 2.743 mtrs (24ft x 9ft).
- Operational area:**
8.588 mtrs x 4.095 mtrs (30ft x 13.5ft).
- Height with levelling legs closed:**
2.500 mtrs.
- Weight:**
5 Tonnes (operational weight with two gas bottles and water tank full).
- Water capacity:**
400 ltrs main tank plus 2 x 25 ltr drinking water bottles.
- LPG:**
Storage for 4no 47 kilogram bottles.
- WelGen 750 average rate of energy conversion of LPG per kW/H:**
Average per kW/H: 135 grams.
- Generator:**
5.8 kVA LPG fuelled electric start. Mounted in the system area of the unit. This has a 0.9 power factor delivering 5 kVA of useable power. Fuel consumption 312 gram per kilowatt hour.
- Water heater:**
Britony 11T balanced flue multi point water heater, fuelled by LPG.
- Toilet:**
Recycling tank toilet with 225 litres (50 gallons) capacity, operated by a diaphragm pump.
- The office area:**
Furnished with a desk and two chairs. Alternatively it can be supplied with a canteen table and 2no. forms, providing additional canteen facilities, or table and chairs to provide a meeting room area.
- Additional equipment:**
Fire extinguisher, microwave, kettle and notice board.

Oasis WelGen 750 7.3 mtrs x 2.7 mtrs.

Advanté
STRATEGIC SITE SERVICES

E-mail: sales@advante.co.uk
www.advante.co.uk

Canteen



Worktop storage unit conceals the tank filler and keeps it secure.

Full width worktop with inset sink with kitchen unit underneath giving additional storage.

The taps used throughout this unit are percussive with instant shut off to save water.

Fitted seating, with easy access for seven people.

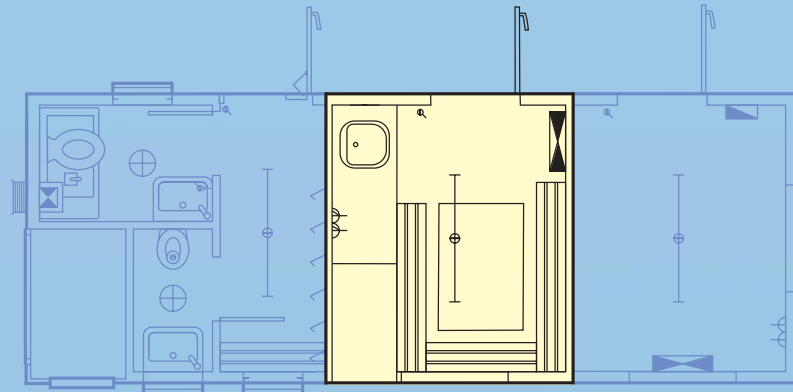


Oasis WelGen 750

Canteen Area

The canteen area in the **WelGen 750** unit provides seating facilities for seven people and is fitted with a sink unit, worktop, storage cupboard and further under-seating storage.

The unit is delivered complete with microwave and kettle, enabling instant use of the unit.



Useful points to remember

Terms of hire

- Contractors Plant-Hire Association Model Conditions – No other terms will be accepted without prior written agreement from **Advanté**.

- The WelGen 750 is non-mechanical plant.

Generator

- The client is responsible as per manufacturer's recommendations for checking the engine oil level daily.

Generator running hours allowance

- Within the hire rate an allowance of 37.5 hours per week has been made. Use in excess of this will be charged at the rate applicable for the unit.

Daily checks

- The client is responsible for the required daily checks on the generator. This is normal practice with any mechanical plant.
- Any damage arising from failure to carry out the checks will be charged.

Damage

- Damage and shortages will be charged to the client.

Levelling

- The unit will be levelled upon delivery, and the client is responsible for maintaining the unit in a level position at all times. Failure to do so could result in engine damage.

Permissible load on the unit

- The unit has a 5.8 kW Generator. Available power after appliances and services is 500 Watts for client use. Drawing or trying to draw more than this will damage the generator.

LPG

- The client is responsible for changing the bottles as required; space is provided for the storage of up to two additional bottles if needed.

Canteen electrical equipment

- Both the microwave and kettle within the unit will be delivered to site PAT tested.


Water refills

- These are the client's responsibility, but can be arranged by **Advanté** if required. (Price on application.)

Waste

- Only normal toilet waste must be put in the toilet. Any contamination of the waste could result in additional disposal charges for the client.

Toilet/Drying Room Area



The urinal and basin fit within a spacious and functional layout.

The urinal flushes via a water saving hand operated pneumatic flush valve.

The toilet area has been designed to incorporate a urinal, and the toilet unit is now set into the floor.

The toilet and urinal combination gives our unit a toilet capacity of 15 men.



The toilet has a recycling hand pumped flush system which is easy to operate and will not clog.

The heating system has been specially designed and patent applied for by **Advanté**.

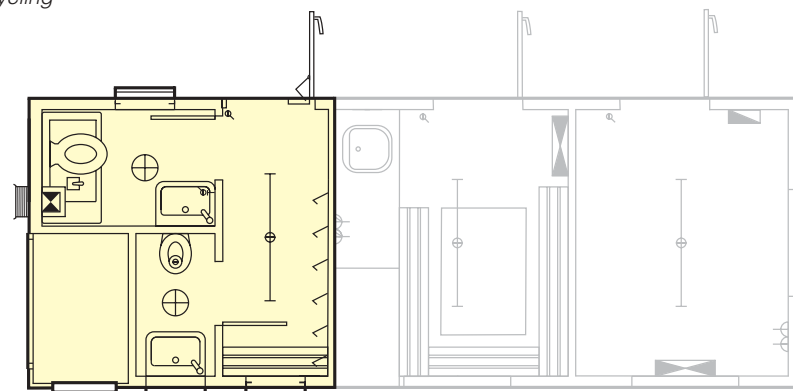


Toilet/Drying Room Area

The **WelGen 750** is fitted with a tank toilet system and also a urinal, which discharges into the toilet tank. The tank is fitted with a float switch which can be monitored by the telemetry system via the internet.

Advanté's unique patented heating system in the drying area

A system that allows 24/7 silent operation without the generator, reducing generator hours and saving energy (and money) for the client. It provides a powerful heating output which actually dries clothes effectively.



Office Area



Office Area

The office area is light and spacious with two windows, providing a pleasant working environment.

Some clients may prefer to utilise this area for other purposes and it is possible to deliver the unit set up to individual clients' specifications.

Options

- Office
Comprising; desk, chair and large notice board.
- Additional canteen area
Comprising; canteen table and two forms.
- Meeting room
Comprising; table and chairs.

