

Self-Propelled Articulating Booms

Clark Lifting Solutions LTD
Tel: 01403 864 864
www.clarkliftingsolutions.co.uk
info@clarklifting.com
Bridge Garage, Henfield Road, Cowfold,
West Sussex, RH13 8DT.

Specifications

ZX™ -135/70

Model	ZX-135/70	
Measurements	Metric	US
Working height maximum*	43.15 m	141 ft
Platform height maximum	41.15 m	135 ft
Horizontal reach max - riser extended	18.03 m	59 ft 2 in
Horizontal reach max - riser retracted	21.26 m	69 ft 9 in
Up and over clearance maximum - riser extended	23.01 m	75 ft 6 in
riser retracted	9.91 m	32 ft 6 in
Below ground reach	5.87 m	19 ft 3 in
A Platform length - 8 ft / 6 ft model	0.91 m / 0.76 m	3 ft / 2 ft 6 in
B Platform width - 8 ft / 6 ft model	2.44 m / 1.83 m	8 ft / 6 ft
C Height - stowed	3.09 m	10 ft 1.5 in
D Length - stowed	12.93 m	42 ft 5 in
E Width - axles extended	3.94 m	12 ft 11 in
Width - axles retracted	2.49 m	8 ft 2 in
F Wheelbase - axles extended	4.11 m	13 ft 6 in
Wheelbase - axles retracted	4.11 m	13 ft 6 in
G Ground clearance - center	0.38 m	1 ft 3 in

Productivity

Lift capacity	272 kg	600 lbs
Platform rotation	160°	160°
Vertical jib rotation	110°	110°
Turntable rotation	360° continuous	
Turntable tailswing - axles extended riser up	0.81 m	2 ft 8 in
Turntable tailswing - riser down	4.29 m	14 ft 1 in
Drive speed - stowed	4.8 km/h	3.0 mph
Drive speed - raised**	1.1 km/h	0.68 mph
Lift speed to full height	96 sec	96 sec
Gradeability - stowed***	45%	45%
Inside turning radius - axles extended	2.90 m	9 ft 6 in
Inside turning radius - axles retracted	8.03 m	26 ft 4 in
Outside turning radius - axles extended	6.17 m	20 ft 3 in
Outside turning radius - axles retracted	9.96 m	32 ft 8 in
Controls	12 V DC proportional	
Tyres	445/65 D22.5 18 ply foam-filled	

Power

Power source	Deutz TD 2011 L04i turbo diesel 4-cylinder 74hp (55kW) Stage IIIA Deutz TCD2.2 L3 turbo diesel 3-cylinder 74hp (55 kW) Stage V	
Auxiliary power unit	12 V DC	12 V DC
Hydraulic tank capacity	246.1 L	65 gal
Fuel tank capacity	151.4 L	40 gal

Sound & Vibration Levels

Sound pressure level (ground workstation)	87.1 dBA	87.1 dBA
Sound pressure level (platform workstation)	74 dBA	74 dBA
Vibration	<2.5 m/s ²	<8 ft 2 in/s ²

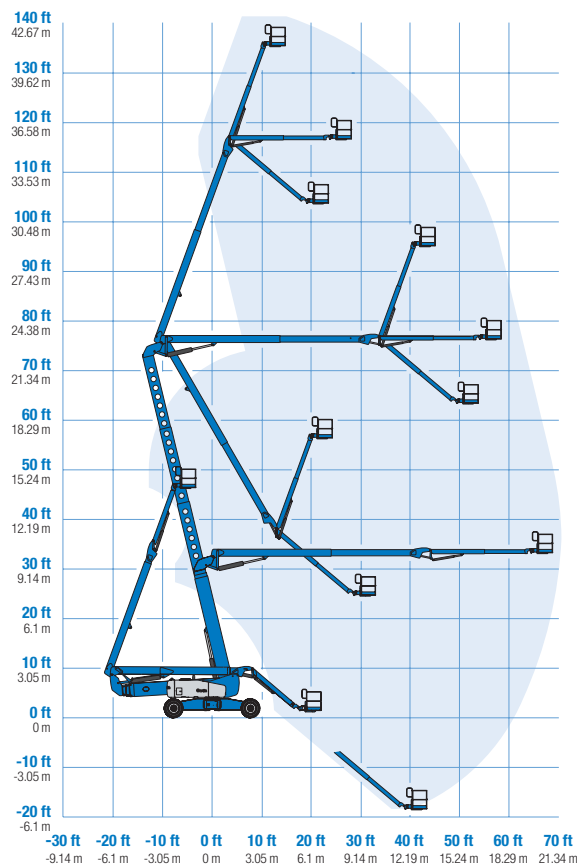
Weight****

CE	21,092 kg	46,500 lbs
----	-----------	------------

Standards Compliance

EU Directives: 2006/42/EC - Machinery
(harmonized standard EN280:2013+A1:2015);
2004/108/EC (EMC);
2000/14/EC (Outdoor Noise)

Range Of Motion ZX-135/70

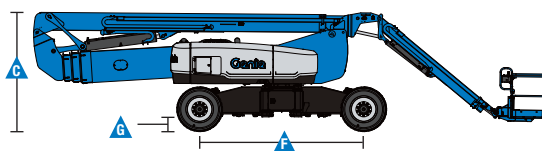
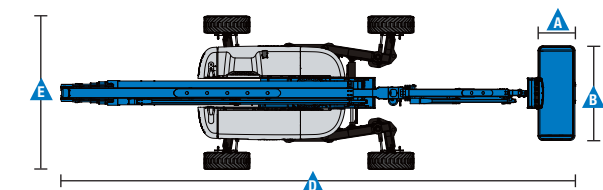


* The metric equivalent of working height adds 2 m to platform height.
U.S. adds 6 ft to platform height.


** In lift mode (platform raised), the machine is designed to be operated on firm, level surfaces only.

*** Gradeability applies to driving on slopes. See operator's manual for details regarding slope ratings.

**** Weight will vary depending on options and/or country standards



Features

Standard Features	Easily Configured To Meet Your Needs	Options & Accessories
<p>Measurements</p> <ul style="list-style-type: none"> • 43.15 m (141 ft) working height • 21.26 m (69 ft 9 in) horizontal reach • 23.01 m (75 ft 6 in) up and over clearance • Up to 272 kg (600 lbs) lift capacity • 3.66 to 6.10 m (12 to 20 ft) Jib-Extend™ <p>Productivity</p> <ul style="list-style-type: none"> • Mini Xchassis™ extendable axles • Self-levelling platform • Hydraulic platform rotation • Thumb rocker steering • Proportional joystick controls • Telematics-Ready Connector • On board full diagnostics and engine monitoring display • Hydraulic oil cooler • Drive enable • Chassis tilt drive function cut-out • AC power cord to platform • Horn • Hour meter • Tilt alarm • Descent, motion, & travel alarms • Flashing beacon • 360° continuous turntable rotation • Four wheel high angle steer • Four steering modes: front, rear, crab and coordinated • Four wheel brakes • Full-time positive traction 4WD • Adjustable foot switch timeout • Two speed wheel motors • Configurable controls to limit lift height to 27.74 m (91 ft) • Engine status display • Lift Connect™ Telematics • Lift Guard™ Contact Alarm • Lift Tool™ Work Tray <p>Power</p> <ul style="list-style-type: none"> • 12 V DC auxiliary power • Engine protection package • Deutz intake air heater • Swing out engine tray 	<p>Platform Options</p> <ul style="list-style-type: none"> • Steel 2.44 m (8 ft) tri-entry with side swing gate (standard) • Steel 1.83 m (6 ft) dual entry with side swing gate <p>Jib</p> <ul style="list-style-type: none"> • 3.66 to 6.10 m (12 to 20 ft) Jib-Extend™ <p>Engine Options</p> <ul style="list-style-type: none"> • Deutz TD 2011 L04i turbo diesel 4-cylinder 74hp (55kW) Stage IIIA • Deutz TCD2.2 L3 turbo diesel 3-cylinder 74hp (55 kW) Stage V <p>Drive/Steer</p> <ul style="list-style-type: none"> • 4 x 4 (standard) • 4 wheel steer (standard) <p>Tyre Options</p> <ul style="list-style-type: none"> • Rough terrain foam-filled (standard) 	<p>Productivity Options</p> <ul style="list-style-type: none"> • Lift Guard™ Half and Full mesh platform⁽¹⁾ • Platform auxiliary top rail (on 2.44 m (8ft) platform only) • Air line to platform⁽¹⁾ • Power to platform: plug, socket, with optional Residual-current Circuit Breaker with Overcurrent protection • Work lights package (2 on chassis, 2 on platform)⁽¹⁾ • Dual axis joystick steering⁽¹⁾ • Biodegradable hydraulic oil • Hostile environment kit⁽¹⁾: cylinder bellows, boom wiper seals, platform and ground control box covers • Deluxe hostile environment kit⁽¹⁾ adds to basic kit center turntable shield, ring gear guard, tail pipe guard, engine cover flaps and air pre-cleaner • Track & Trace⁽²⁾ (GPS unit providing machine location & operating information) • Chassis tilt lift function cut-out (software setting) • Lockable platform control box covers • Operator Protective Structure⁽³⁾ • Tool Tray⁽³⁾ <p>Power Options</p> <ul style="list-style-type: none"> • AC generator, 110V/60Hz or 220V/50Hz, 3000W, hydraulically driven • Diesel air intake pre-cleaner⁽¹⁾ • Diesel catalytic scrubber muffler (Stage IIIA engine only)⁽¹⁾ • Low temperature cut-out module • EMEAR Cold Start kit: Inc. Engine heater & battery charger • Positive air shutdown system <p>⁽¹⁾ Factory-fit option only ⁽²⁾ Includes a first 2 years subscription ⁽³⁾ Aftermarket only</p>

Europe, Middle East, Africa and Russia Region

United Kingdom and Europe, T: +44 800 988 3739 (toll free) or +31 165 519 349

Middle East, Southern Africa, Russia and Turkey, T: +971 4 399 0381

Visit www.genielift.com/en-gb/about-genie/locations to view our global locations list

Worldwide Manufacturing And Distribution

Australia · Brazil · Caribbean · Central America · China · France · Germany · Italy · Japan · Korea · Mexico · Russia · Southeast Asia · Spain · Sweden · United Arab Emirates · United Kingdom · United States

Product specifications and prices are subject to change without notice or obligation. The photographs and/or drawings in this document are for illustrative purposes only. Refer to the appropriate Operator's Manual for instructions on the proper use of this equipment. Failure to follow the appropriate Operator's Manual when using our equipment or to otherwise act irresponsibly may result in serious injury or death. The only warranty applicable to our equipment is the standard written warranty applicable to the particular product and sale and we make no other warranty, express or implied. Products and services listed may be trademarks, service marks or trade names of Terex Corporation and/or their subsidiaries in the USA and many other countries. Genie is a registered trademark of Terex South Dakota, Inc. © 2020 Terex Corporation.

