
Product Datasheet

ALF 150 Duct Leakage Tester



- + Overview
- + Features
- + Applications
- + Specifications
- + Comparison Table
- + Performance Curve

Overview

Description

The ALF150 is a low cost, compact, light-weight and totally self-contained testing unit. It develops static pressures from -2500Pa to +2500Pa, and flow rates of 1 to 150l/s. This provides approximately 140l/s of air flow for Class A leakage tests and up to 70l/s for Class C/D leakage tests. The ALF150 is designed with three rapid change (push in – pull out) conical inlet nozzles designed to ISO5801:2007. The use of conical inlet nozzles makes the ALF150 a primary measuring device.

The ALF150+ is the high-end version of the ALF150. It features ambient temperature and barometric/absolute pressure sensors for real-time compensation giving improved accuracy when measuring flow rates. It also features a PID test pressure control mode with data logging, providing a fully automatic test facility for increased productivity.

Both the ALF150 and ALF150+ come with a single all in one instrument making this duct leakage tester easy to use and configure through the intuitive menu driven user interface. The instrument also provides an SD Card facility and USB data output. A Flexi-Hose with pre-connected machine coupling, duct adapter and static pressure tubing is included in the carry case so that the ALF150 is ready to use from the moment it is unpacked.

Features

- Portable & lightweight; Single person lift.
- Everything pre-connected and ready to use
- Rapid change Conical Inlet Nozzles.
- Easy to use single instrument with menu driven interface.
- SD card & USB Data output.
- Configurable settings include:
 - Ambient conditions, sensor damping, units of measure, data record rate.
- Able to measure flow in STD conditions or Actual conditions.
- Four operating languages: English, French German & Spanish.
- Only return the electronic instrument for annual calibration.
- Entire unit can fit in boot of a small hatchback car.

Applications

























- **Ductwork Leakage Testing**
- **Damper Leakage Testing**
- **Chilled Beam Testing**
- **AHU Leakage Testing**
- **Other End of Line Testing**
- **Testing after refurbishments**
- **Testing before/after duct cleaning**
- **Automatic back pressure compensated flow measurement for Fan testing.**

Specifications

Standards	EN 1507/12237, DW/143, SMACNA
Volume Flow Measurement	1 to 150 l/s - Over Nozzle Range
Pressure Measurement	±2500 Pa
Typical Duty Points	70 l/s at 2000 Pa 140 l/s at 500 Pa
Pressure Measurement Accuracy	±1% of reading ±1 digit
Volume Flow Accuracy	±2.5% of reading ±1 digit
Resolution	1 Pa
Sensor Damping	0.5s to 7.5s
Power	400W
Voltage Options	240Vac 50/60 Hz 110Vac 50/60 Hz
Unit Size	35w x 46d x 80h cm
Unit Weight	20Kg
Carry Case	45w x 45d x 55h cm - 10.5Kg
Trolley	38w x 20d x 94h cm - 6.7Kg

Comparison of the ALF150, ALF150-PID and the ALF+

Key Feature Comparison

	ALF150	ALF-PID	ALF+
DW/143 Class A-D, Eurovent 2/2, SMACNA Standards			
Three Rapid Change Conical Inlet Nozzles			
240V & 110V Version as Standard			
Measure Leakage in Actual or STD Conditions			
Data Output to SD Card & USB			
Manually Program Ambient Conditions			
Manual Test Control			
PID Test Control by Programmable Target Pressure			
Measure Ambient Conditions in Real Time			

Performance Curve

